

Educational treasures in Radiology: A highly customizable Radiology specific literature search engine

Roland Talanow^{1*}

1. *Imaging Institute, Department of Nuclear Medicine, Cleveland Clinic, Cleveland, Ohio, USA*

* **Correspondence:** *Roland Talanow, MD, PhD, Imaging Institute, Department of Nuclear Medicine, Mailcode Jb3, 9500 Euclid Ave., Cleveland, 44195 Ohio, USA*
✉ roland@talanow.info

Radiology Case. 2010 Apr; 4(4):38-44 :: DOI: 10.3941/jrcr.v4i4.477

ABSTRACT

This article focuses on PubRad (www.pubrad.org) - a custom defined and Radiology targeted medical literature search software which can be used in multiple ways to adjust to the individual user's needs. PubRad can be used from its website, from the user's desktop, it can be implemented into the user's own website or can be even integrated into third party programs.

TECHNICAL/IT & INNOVATIVE

EDUCATIONAL TREASURES IN RADIOLOGY

In this new series "Educational treasures in Radiology" we introduce the Radiology community to interesting and useful educational resources which can be found on the Internet. The World Wide Web (WWW) offers a plenitude of educational tools, programs and other resources. It becomes more difficult for the individual user to find the "best" resources and to separate the good from the less helpful ones. In each article of this series we present a selected online resource, which we think should be made aware to the Radiology community.

This article focuses on *PubRad*, an online program for customizing medical literature search.

PubMed (1), available via the NCBI Entrez retrieval system (2), is the most used literature database for researching newest knowledge in medicine. However, *PubMed* also displays a large amount of non-radiological search results which the radiologist needs to filter out. A tool is desired which collects only radiology related publications from *PubMed* and bundles them in a categorial way and targeted to the user's needs.

PubRad (3) has been developed for this specific purpose and provides an interface between the user's web-browser and *PubMed*. All *PubMed* indexed radiological journals are offered for search. The information is obtained via XML feed from the *PubMed* database and provided to the user as HTML code in form of a custom-defined website.

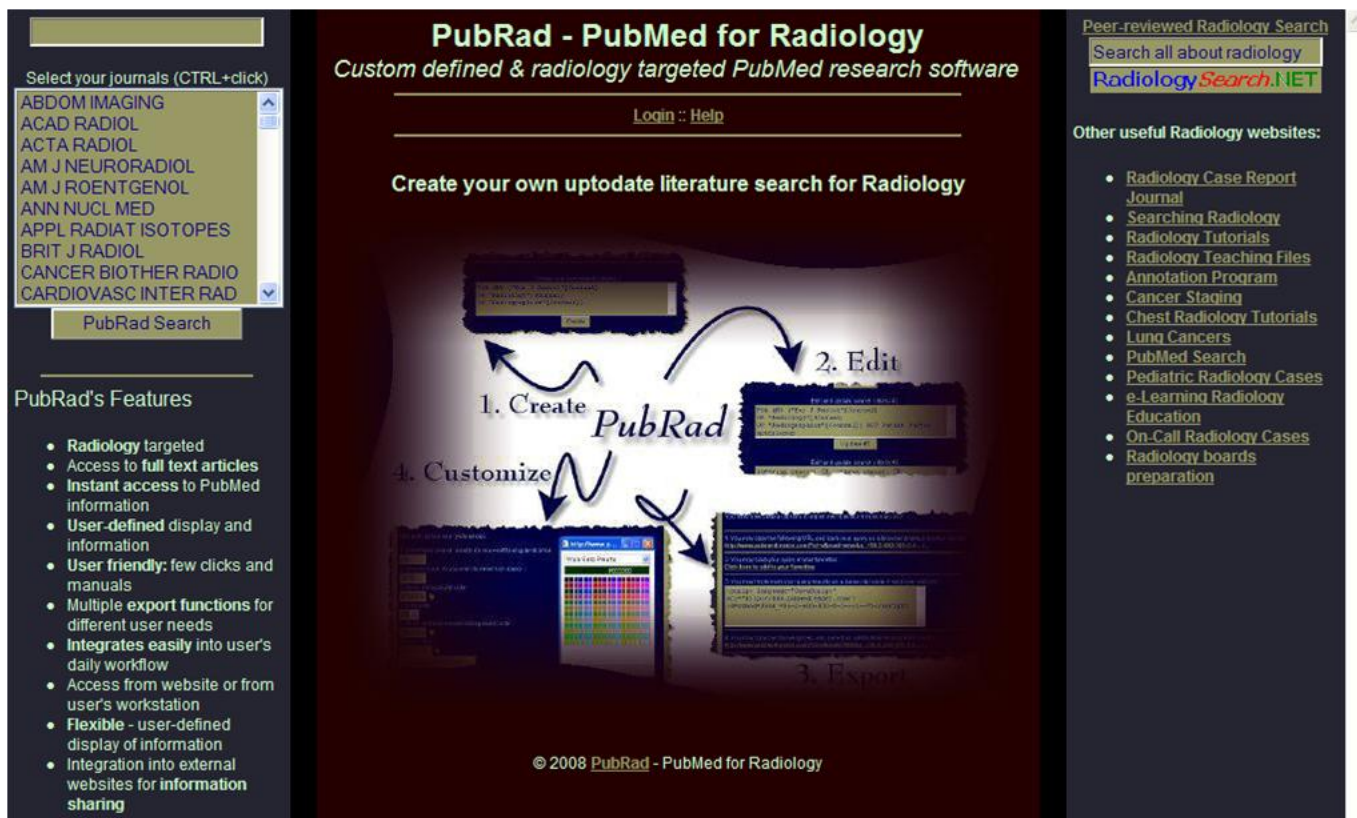
Users may search either all journals for articles or select specific journals for the user's personal preference. Users may save multiple search criteria in a personal profile. The program may be used in different modes for a broad overlook about all defined search criteria with access to the *PubMed* information as well as for on-the-fly access to the information directly from the user's computer. By using the latter mode, users receive an instant access to custom defined search criteria with literally a click of the mouse. Multiple other features, including export functions may be customized in an individualized user account.

Just recently has been *PubRad* integrated into the international Radiology community *Radiolopolis* (4,5) which demonstrates a new feature for third party program integration of *PubRad*. Members on *Radiolopolis* can search the medical literature and organize them in their preferred way. Cross-linking of literature between the co-authors provides an innovative social component into research.

In conclusion, *PubRad* is a freely available user-tailored online tool, that filters out relevant Radiology related articles from *PubMed* and saves the radiologist the time to manually filter out irrelevant articles. By individualization of search criteria, access and layout of the information presentation, the user is provided with a flexible and practical tool to facilitate the radiologist's daily workflow.

Do you have a potential topic for "Educational treasures in Radiology"? Then please contact journals@edurad.org.

FIGURES



Journal of Radiology Case Reports

www.RadiologyCases.com

Figure 1: This is a screenshot of *PubRad's* homepage (www.pubrad.org). PubRad allows for creating, organizing and multi-way integration of user-tailored medical literature search. A freetext search can be performed as it is done in PubMed (top left side). The user may choose the journals which should be searched for articles (all PubMed indexed Radiology journals). If the user does not select a specific journal, ALL PubMed indexed journals are searched for articles.

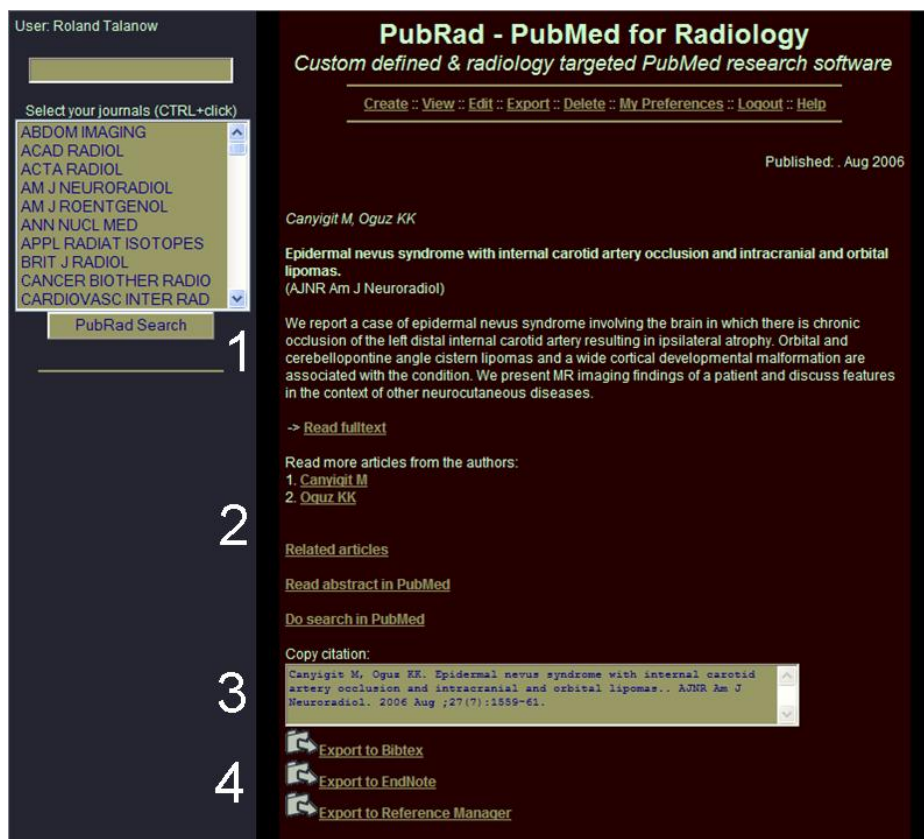


Figure 2: After selecting a title, the abstract (1) can be read with pertinent metadata. A link to the fulltext article is also provided. The user is provided with a multitude of links e.g. to read similar articles, more from the authors or to go directly to PubMed (2). Several options are provided that allow to copy the citation directly into the user's own manuscript (3) or import it into multiple popular referencing software (4).

Figure 3: PubRad allows to "create" searches (e.g. for research of a specific topic to check if any updates available etc.). The search can be later further edited or deleted.

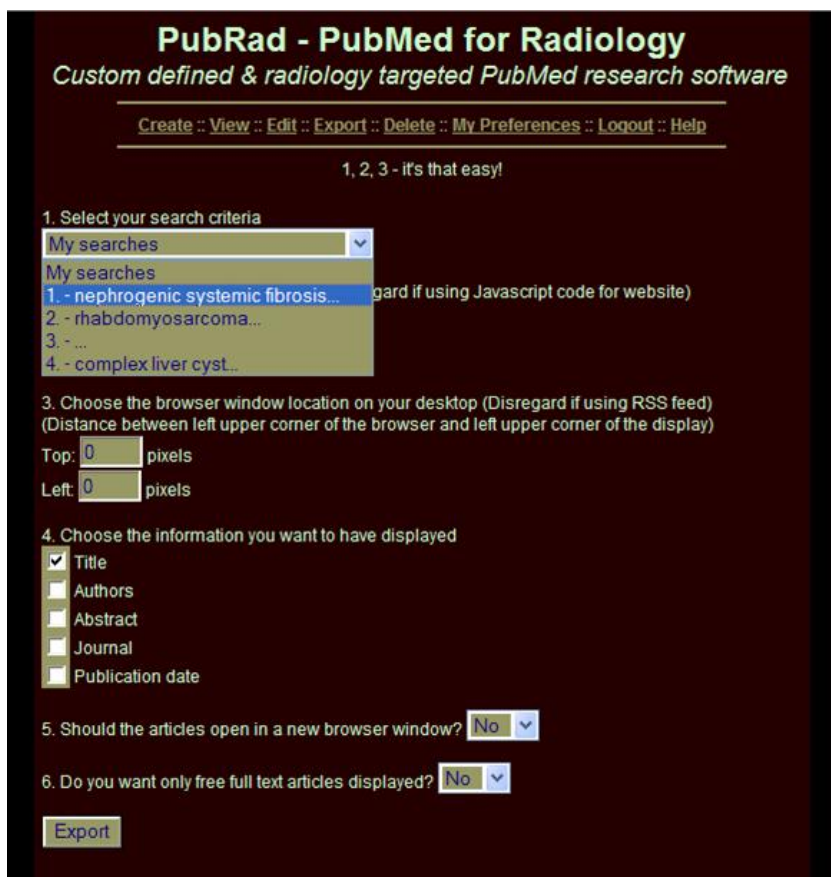
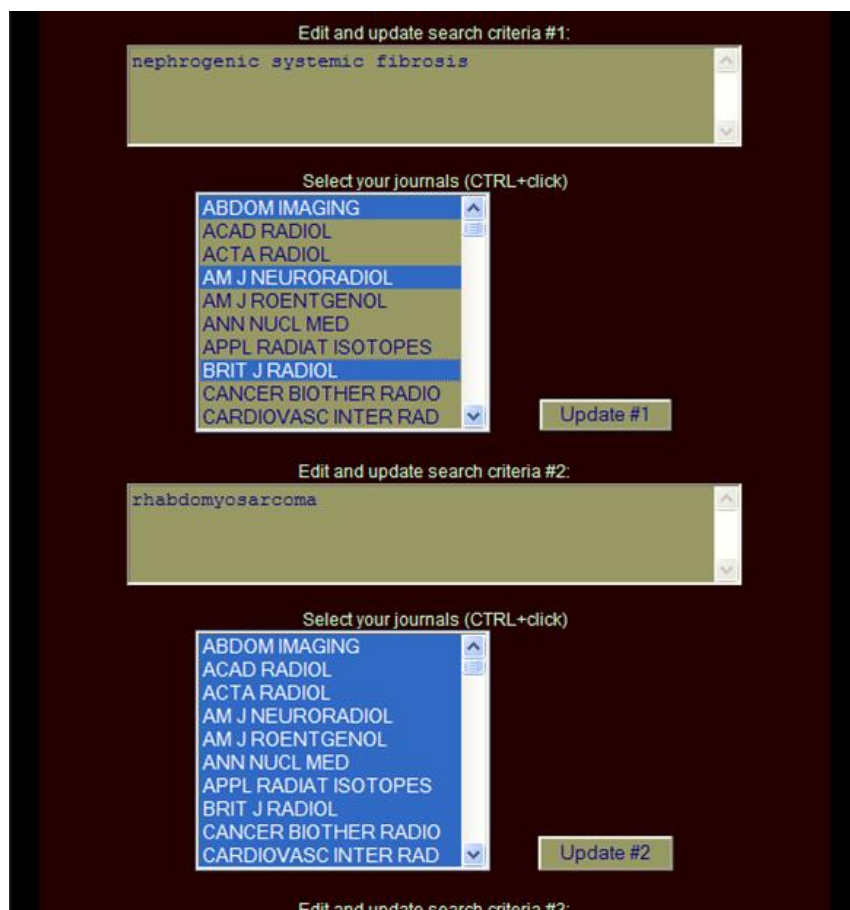


Figure 4: The probably most powerful features are the export functions. Several options to choose regarding type of display and contents of the search results are offered. The search results may be displayed in a separate window with custom-defined size, location and layout. The provided link can be copied and also saved as a shortcut directly on the user's desktop - for direct access from the user's computer. The link to the query can be also saved in the user's web-browser favorites. Another powerful feature is the export as XML file function and integration into external websites.

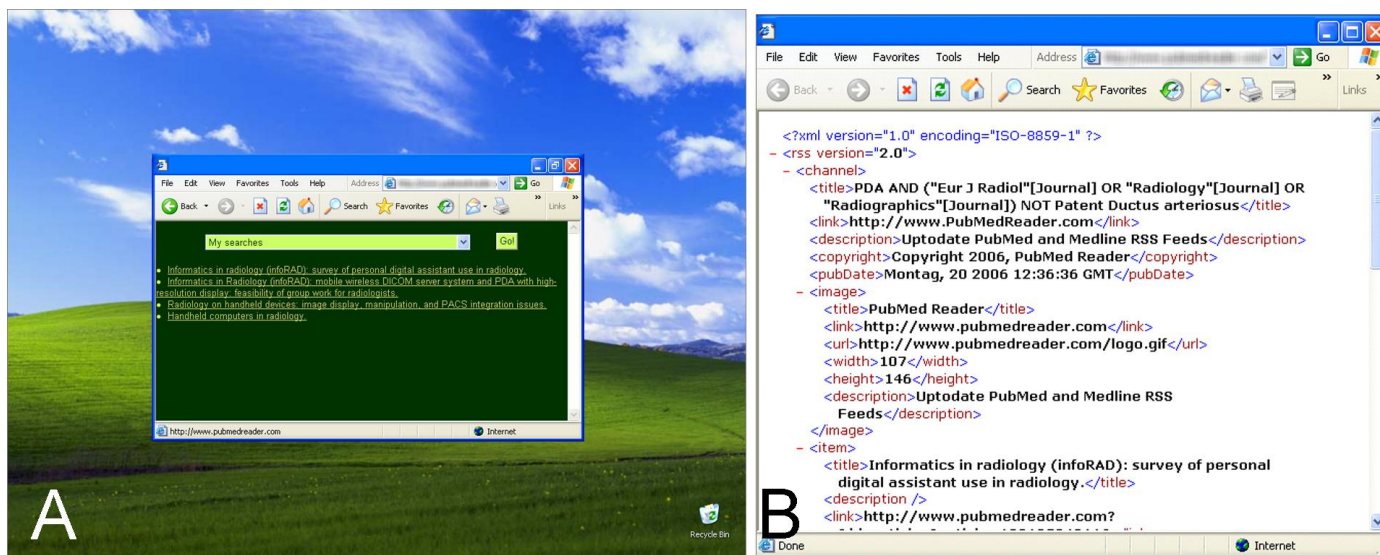


Figure 5: Example of an exported link that has been saved as a shortcut directly on the user's desktop - for direct access from the user's computer (A). B demonstrates the XML export function that allows the integration into external, third party programs.

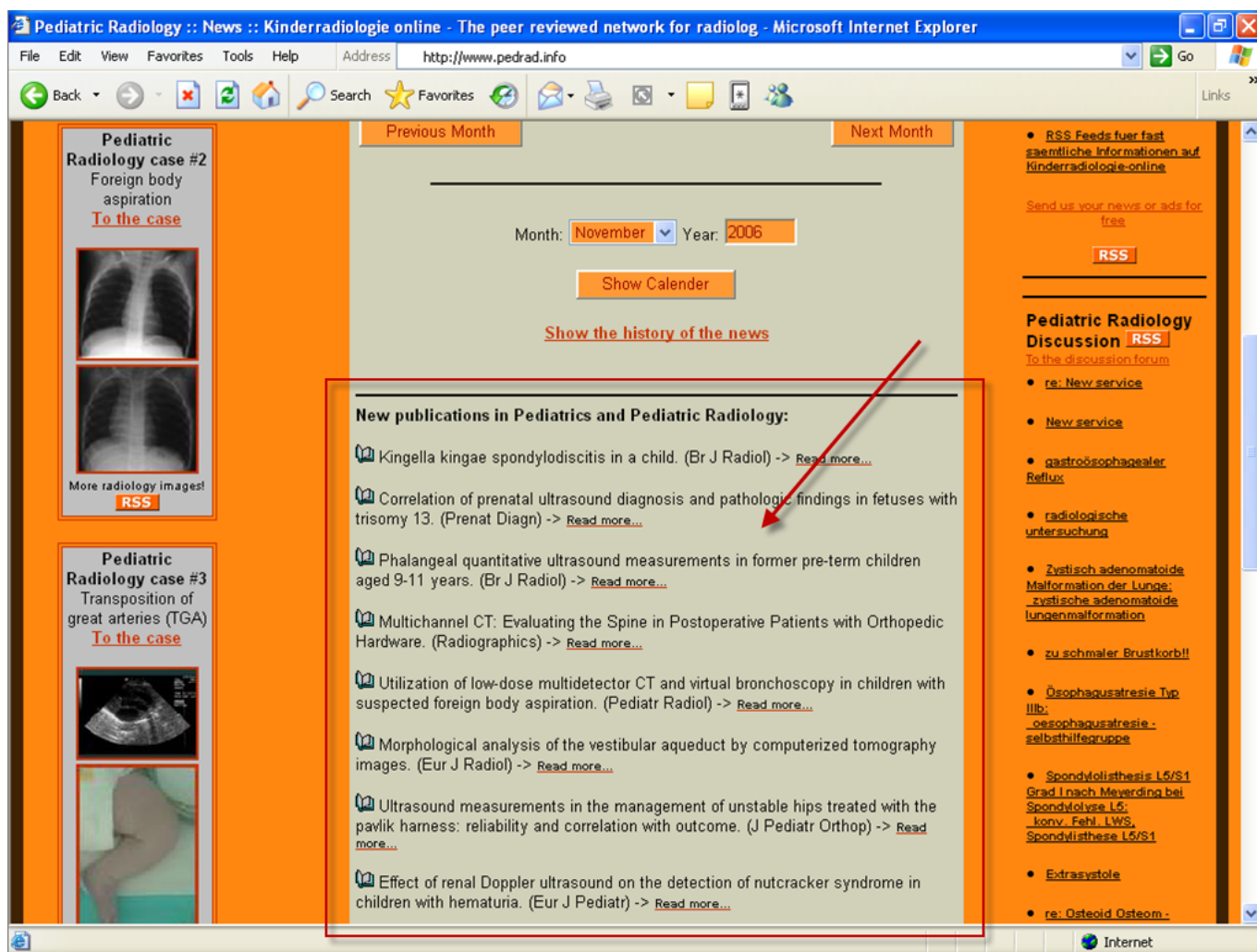


Figure 6: Example of the export function for usage in external websites. (Courtesy www.pedrad.info). The search results are displayed on-the-fly on the external website (within red rectangle) – just by simply implementing the exported PubRad RSS feed.

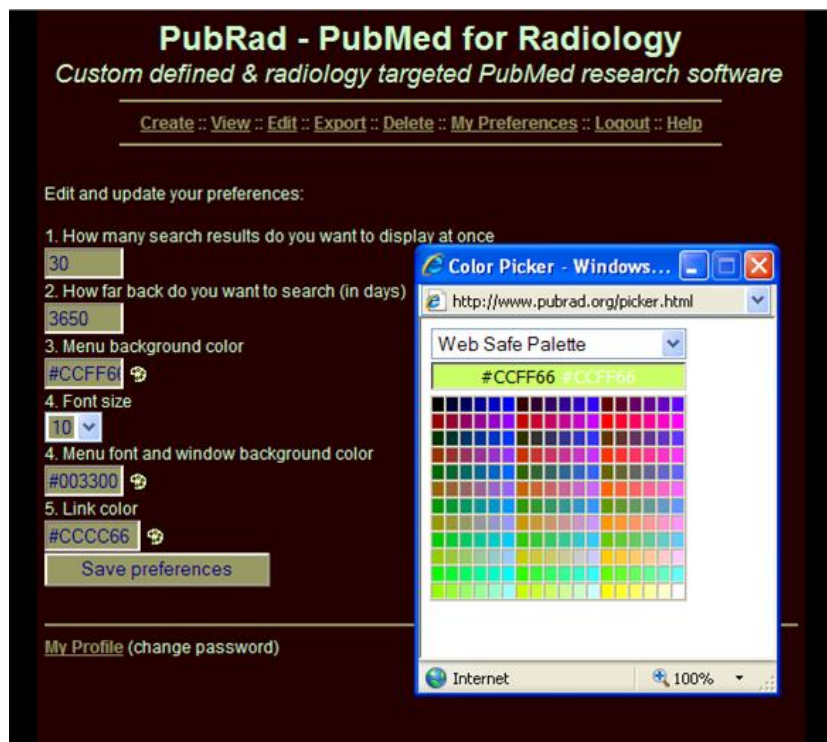


Figure 7: The user preferences allow flexibility of displaying and customizing the search results. The user may define default values for how many results should be displayed, how far back the search should go, and how the search results should be displayed and more.

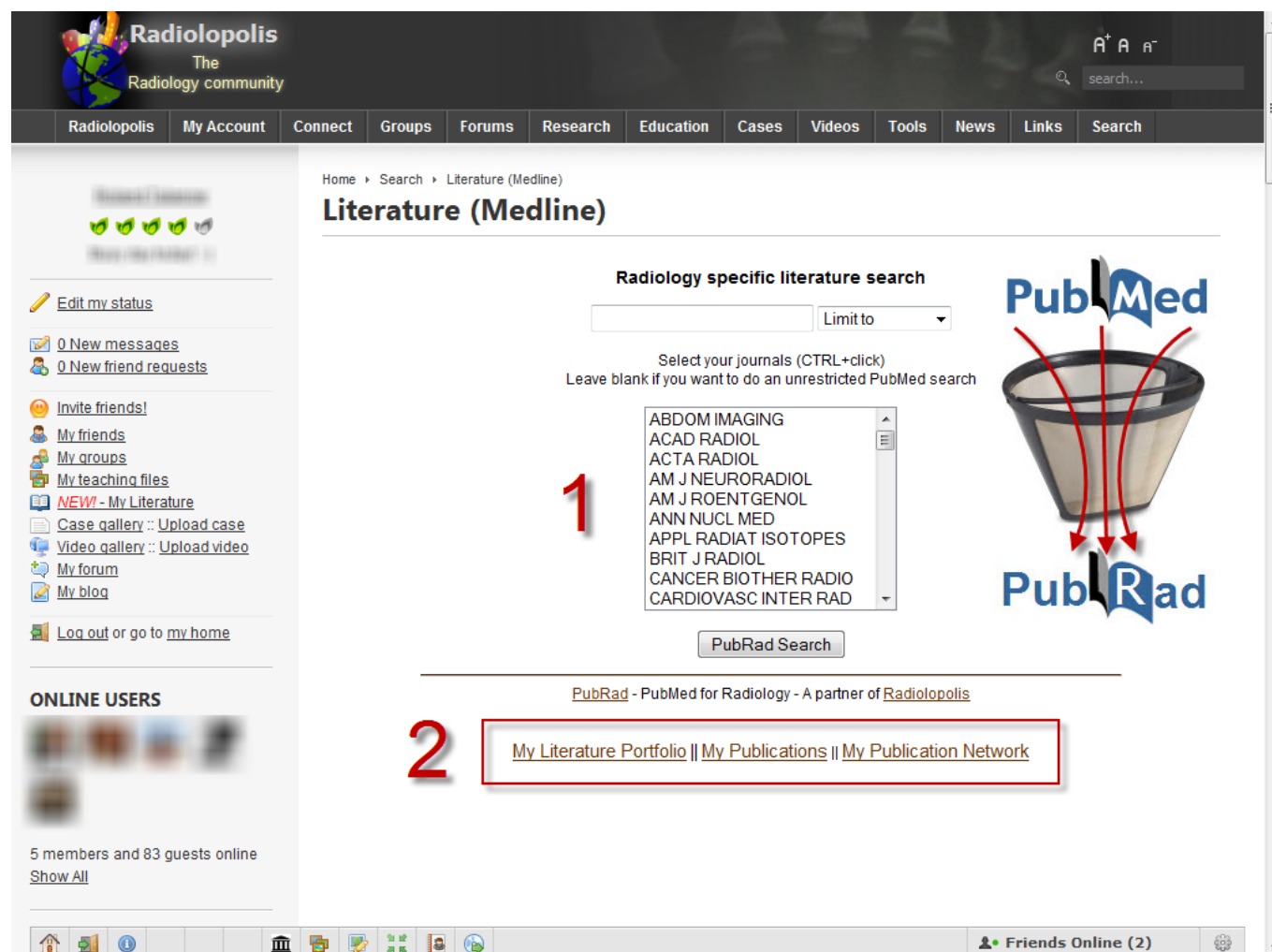
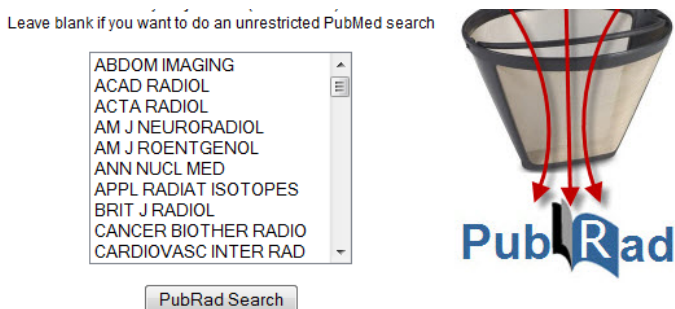


Figure 8: The latest feature has been the integration into Radiopolis - an international Radiology community for education, research and clinical practice. PubRad has been fully integrated into this community and allows usage of its features directly from the Radiopolis website - without the need for a separate login (1). In addition several other features have been implemented (2) such as "social" research features, customized literature portfolio and cross-linking of literature between the co-authors to stay up-to-date what the other colleagues are doing.



PubRad - PubMed for Radiology - A partner of Radiolopolis

[My Literature Portfolio](#) || [My Publications](#) || [My Publication Network](#)

My Literature Portfolio

1. [Utility of diffusion-weighted MRI in characterization of adrenal lesions.](#)
AJR Am J Roentgenol - Feb , 2010
2. [Intracranial Stent Placement for Recanalization of Acute Cerebrovascular Occlusion in 32 Patients.](#)
AJNR Am J Neuroradiol - Apr 1, 2010
3. [Aortic arch malformations.](#)
Pediatr Radiol - Mar 31, 2010
4. [Acute limbic encephalitis and glutamic acid decarboxylase antibodies: a reality?](#)
J Neurol Sci - Dec 15, 2009
5. [F-18 FDG brain PET and Tc-99m ECD brain SPECT in a patient with multiple recurrent epileptic seizures.](#)
Clin Nucl Med - Feb , 2010
6. [In vivo imaging of dopamine receptors in a model of temporal lobe epilepsy.](#)
Epilepsia - Mar , 2010

Friends Online (2)

[My Literature Portfolio](#) || [My Publications](#) || [My Publication Network](#)

Roland Talanow[author]

Items 1 - 7 of

1. Imaging protocols for 18F-FDG PET/CT in overweight patients: limitations.

Roland Talanow, Sankaran Shrikanthan
J Nucl Med; published: Apr , 2010

[Abstract](#) :: [Metadata](#) :: [Get the full text](#)

2. Radiology Teacher: a free, Internet-based radiology teaching file server.

Roland Talanow
J Am Coll Radiol; published: Dec , 2009

[Abstract](#) :: [Metadata](#) :: [Get the full text](#)

3. PET manifestation in different types of pathology in epilepsy.

Roland Talanow, Paul Ruggieri, Andreas Alexopoulos, Deepak Lachhwani, Guiyun Wu
Clin Nucl Med; published: Oct , 2009

[Abstract](#) :: [Metadata](#) :: [Get the full text](#)

4. 3D reconstructions of the cerebral ventricles and volume quantification in children with brain malformations.

Frederik L Giesel, Anthony R Hart, Horst K Hahn, Emma Wignall, Fabian Rengier, Roland Talanow, Iain D Wilkinson, Christian M Zechmann, Marco-Andr e Weber, H U Kauczor, Marco Essig, Paul D Griffiths
Acad Radiol; published: May , 2009

Friends Online (3)

Figure 10: Integration of PubRad into the Radiology community Radiolopolis as an example of third party integration. This feature displays automatically all PubMed indexed publications of the user (link within red rectangle).

Figure 9: Integration of PubRad into the Radiology community Radiolopolis as an example of third party integration. This feature saves and organizes preferred literature in a personal portfolio (link within red rectangle).

My Literature Portfolio || My Publications || **My Publication Network**

My Publication Network

#	Sort by: <u>Name or</u>	<u>Shared publications</u>
1.	Talanow, Roland	7
2.	Wu, Guiyun	2
3.	Wilkinson, Iain D	1
4.	Wignall, Emma	1
5.	Weber, Marc-Andrè	1
6.	Wagner, Matthias	1
7.	Uhl, Markus	1
8.	Spörl, Markus	1
9.	Shrikanthan, Sankaran	1
10.	Ruggieri, Paul	1
11.	Rengier, Fabian	1
12.	Paetzel, Martina	1
13.	Neumann, Donald	1
14.	Lachhwani, Deepak	1
15.	Kauczor, H U	1
16.	Hirsch, Wolfgang	1
17.	Hart, Anthony R	1
18.	Hahn, Horst K	1
19.	Grunewald, Markus	1

Figure 11: Integration of PubRad into the Radiology community Radiolopolis as an example of third party integration. This feature shows different ways of connectivity between co-authors – as in this case: shared publications (link within red rectangle).

REFERENCES

1. PubMed. A service of the U.S. National Library of Medicine and the National Institutes of Health. URL: <http://www.pubmed.gov> - last accessed: 03/21/2010
2. NCBI Entrez retrieval system. URL: <http://www.ncbi.nlm.nih.gov/sites/gquery> - last accessed: 03/21/2010
3. PubRad: PubMed for Radiology. URL: <http://www.pubrad.org> - last accessed: 03/21/2010
4. Radiolopolis - the professional Radiology network for education, research and clinical practice. URL: <http://www.radiolopolis.com> - last accessed: 3/21/2010
5. Talanow R, Giesel F. Educational treasures in Radiology: Radiolopolis - an international Radiology community. Radiology Case. 2009 Sep; 3(9):34-36.

KEYWORDS

PubMed, Medline, medical literature, research, literature search, customized, user-tailored

Online access

This publication is online available at: www.radiologycases.com/index.php/radiologycases/article/view/477

Published by EduRad



www.EduRad.org